



**INSTRUCTIONS D'ASSEMBLAGE**  
**ASSEMBLY INSTRUCTIONS**

---

**M**ONARCH  
SPECIALTIES INC.

# I 2053

---

**PATERE -**  
**72" H / METAL BLANC ET SOUTIEN A PARAPLUIE**

**COAT RACK -**  
**72" H / WHITE METAL WITH AN UMBRELLA HOLDER**



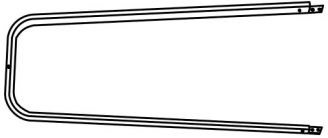

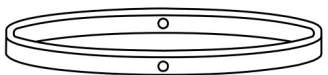


**POUR DE L'ASSISTANCE OU POUR COMMANDER  
DES PIÈCES CONTACTEZ NOTRE DÉPARTEMENT  
DE SERVICE À LA CLIENTÈLE.**

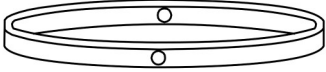
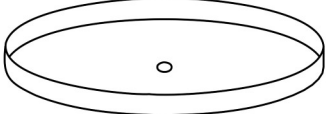
**FOR ASSISTANCE OR TO ORDER PARTS  
CONTACT OUR CUSTOMER SERVICE DEPARTMENT**

**WWW.MONARCHSERVICE.COM**





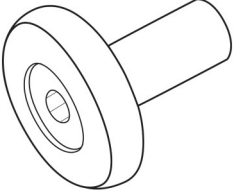
**LISTE DES PIÈCES**  
**PARTS LIST**

PIÈCE / PART #	IMAGE	DESCRIPTION	QTY / QTÉ
1		BOTTOM POST POTEAU DU BAS	1
2		BOTTOM POST POTEAU DU BAS	1
3		UPPER POST POTEAU SUPÉRIEUR	1
4		UPPER POST POTEAU SUPÉRIEUR	1
5		POST / LEG ATTACHMENT POTEAU / ATTACHE PATTE	1

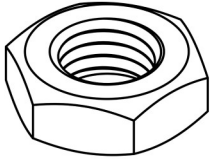
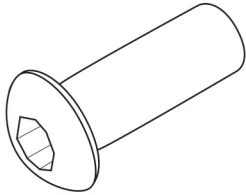
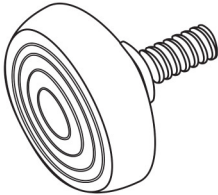
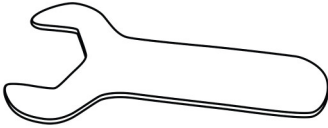
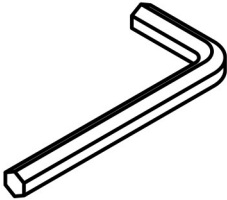
**LISTE DES PIÈCES**  
**PARTS LIST**

PIÈCE / PART #	IMAGE	DESCRIPTION	QTY / QTÉ
6		<p align="center">POST / LEG ATTACHMENT                      POTEAU / ATTACHE PATTE</p>	1
7		<p align="center">BASE                      BASE</p>	1

**LISTE DES PIÈCES DE MONTAGE**  
**HARDWARE LIST**

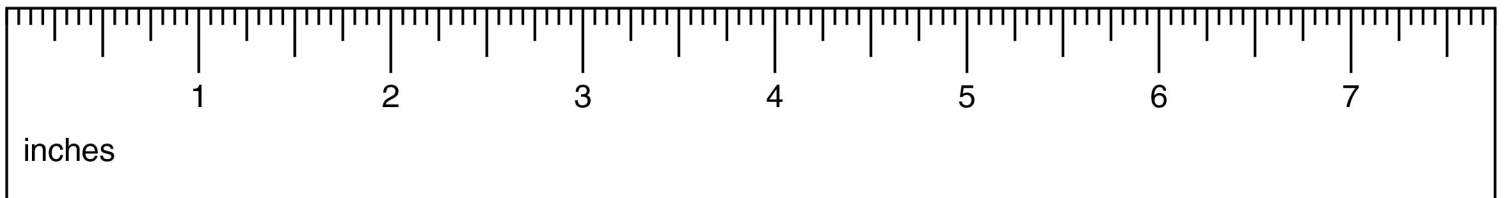
PIÈCE / PART #	IMAGE	DESCRIPTION	QTY / QTÉ
A		<p align="center">ASSEMBLING BOLT - Ø 1/4" X 1 1/2"</p> <p align="center">BOULON D'ASSEMBLAGE - Ø 1/4" X 1 1/2"</p>	4
B		<p align="center">ASSEMBLING BOLT - Ø 1/4" X 1 3/8"</p> <p align="center">BOULON D'ASSEMBLAGE - Ø 1/4" X 1 3/8"</p>	8
C		<p align="center">ASSEMBLING BOLT - Ø 1/4" X 1"</p> <p align="center">BOULON D'ASSEMBLAGE - Ø 1/4" X 1"</p>	1
D		<p align="center">ASSEMBLING BOLT - Ø 1/8" X 1"</p> <p align="center">BOULON D'ASSEMBLAGE - Ø 1/8" X 1"</p>	9
E		<p align="center">KNOB - Ø 1/4"</p> <p align="center">POIGNÉE - Ø 1/4"</p>	12

**LISTE DES PIÈCES DE MONTAGE**  
**HARDWARE LIST**

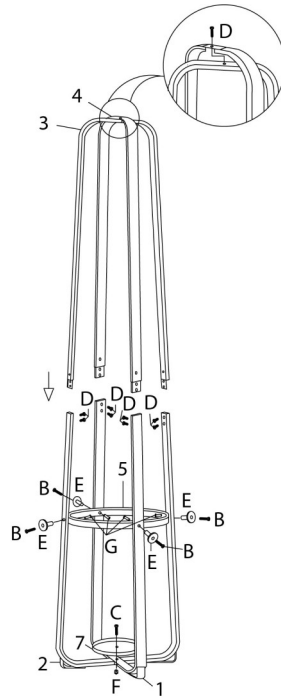
PIÈCE / PART #	IMAGE	DESCRIPTION	QTY / QTÉ
<b>F</b>		<b>HEX NUT -</b> <b>Ø 1/4"</b> <b>ÉCROU HEXAGONALE -</b> <b>Ø 1/4"</b>	<b>5</b>
<b>G</b>		<b>BARREL NUT -</b> <b>Ø 1/4" X 5/8"</b> <b>ÉCROU DE CANON -</b> <b>Ø 1/4" X 5/8"</b>	<b>8</b>
<b>H</b>		<b>ADJUSTABLE LEG -</b> <b>Ø 3/8" X 1 1/4"</b> <b>PATTE AJUSTABLE -</b> <b>Ø 3/8" X 1 1/4"</b>	<b>4</b>
<b>I</b>		<b>SPANNER</b> <b>CLÉ ANGLAISE</b>	<b>1</b>
<b>J</b>		<b>HEX KEY</b> <b>CLÉ HEXAGONALE</b>	<b>1</b>



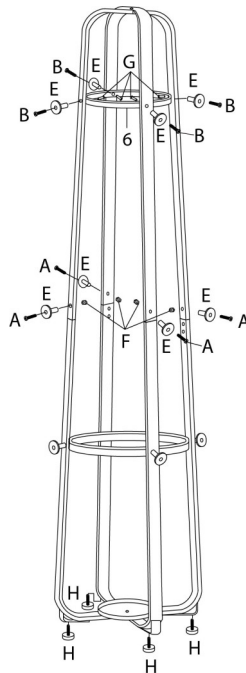
OUTIL DE VÉRIFICATION DE DIMENSIONS DES PIÈCES  
HARDWARE DIMENSIONS VERIFICATION TOOL



ÉTAPE / STEP 1



ÉTAPE / STEP 2



ÉTAPE / STEP 3

